

Railroads*

Grade B
Table 242-1

Vertical Clearance at Largest Vertical Sag Table 232-1

Neutral or Comm.	Grounded Span Guy	TPX	7.2/12.5 kV	14.4/25 kV	19.9/35 kV
23.5 ft	24.0 ft	26.5 ft			

**Railroad company may require greater clearance*

Trucks Over 8 Feet*

Grade B - for limited access highway
Grade C - over other areas subject to truck traffic
Table 242-1

Vertical Clearance at Largest Vertical Sag Table 232-1

Neutral or Comm.	Grounded Span Guy	TPX	7.2/12.5 kV	14.4/25 kV	19.9/35 kV
15.5 ft	16.0 ft	18.5 ft			

**DOT may require greater clearance*

Water - No Sailboats

Grade B - when a crossing permit is required
Table 242-1

Vertical Clearance at Largest Vertical Sag Table 232-1

Neutral or Comm.	Grounded Span Guy	TPX	7.2/12.5 kV	14.4/25 kV	19.9/35 kV
14.0 ft	14.5 ft	17.0 ft			

**see NESC for sailboat clearances*

Over fields, orchards, forest, etc.

Vertical Clearance at Largest Vertical Sag Table 232-1

Neutral or Comm.	Grounded Span Guy	TPX	7.2/12.5 kV	14.4/25 kV	19.9/35 kV
15.5 ft	16.0 ft	18.5 ft			

**used by vehicles over 8 feet tall or riders on horseback*

Pedestrians Only*

Grade C
Table 242-1

Vertical Clearance at Largest Vertical Sag Table 232-1

Neutral or Comm.	Grounded Span Guy	TPX	7.2/12.5 kV	14.4/25 kV	19.9/35 kV
9.5 ft	12.0 ft	14.5 ft			

**Not normally used by trucks or riders on horseback (very steep hills, swamps, etc.)*

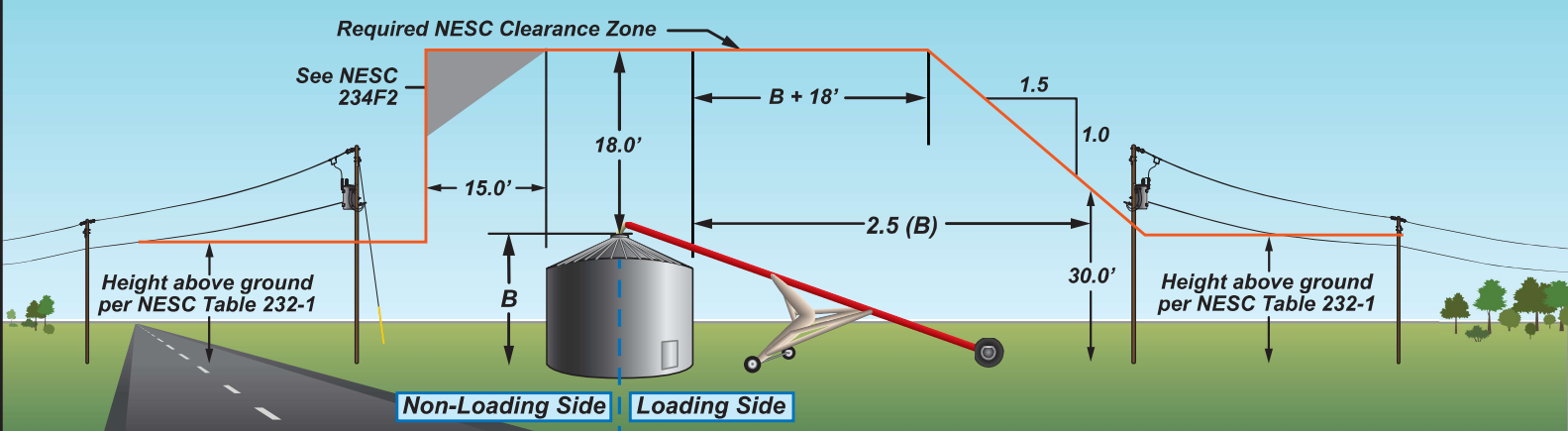
Oversized Vehicles - greater than 14 feet in height

Vertical Clearance at Largest Vertical Sag Table 232-1

Neutral or Comm.	Grounded Span Guy	TPX	7.2/12.5 kV	14.4/25 kV	19.9/35 kV
X + 1.5 ft		X + 2 ft	X + 4.5 ft		

X = Known Height of oversized vehicle

Clearance Over* or Near Grain Bins Loaded by Portable Auger NESC 234F2



B = Vertical height to highest filling or probing port

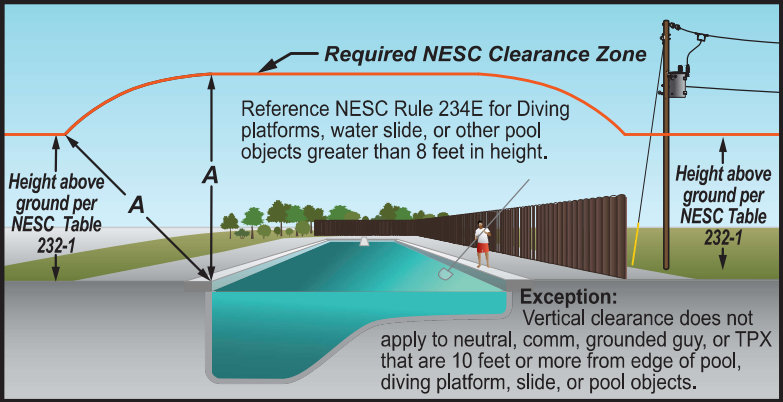
Note: If B > 12 feet, vertical height of conductors is 30 feet at a distance equal to 2.5 times B

*Largest vertical sag

Non-Loading Side is when use of portable auger is limited by:

1. Permanent building/structure
2. Physical obstruction
3. Public road or other right of way
4. Designation or agreement

Clearance Over* or Near Swimming Pools NESC 234E1

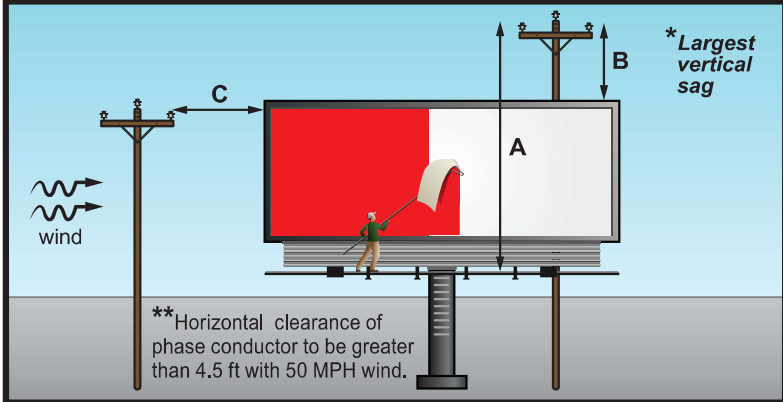


Neutral	TPX	7.2/12.5 kV	14.4/25 kV	19.9/35 kV
22.0 ft	22.5 ft	25.0 ft		

*Largest vertical sag

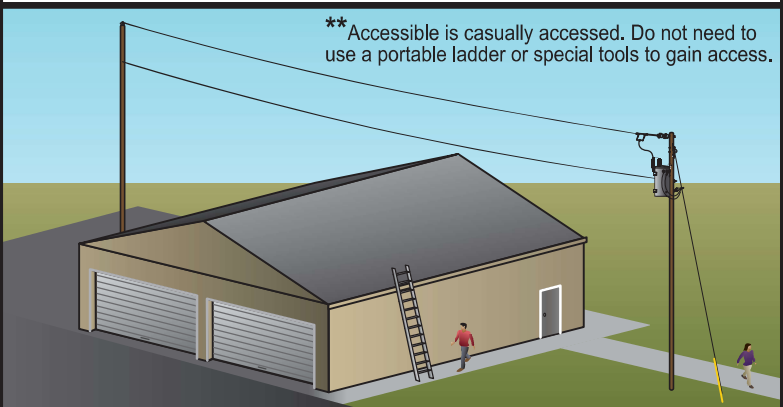
Aboveground pool with deck or ladder, clearance is from highest point upon which people can stand.

Clearance Over* or Near Billboards NESC 234C



	Neutral	TPX	7.2/12.5kV	14.4/25kV	19.9/35kV
A-Where personnel walk	10.5 ft	11.0 ft	13.5 ft		
B - Other Surface	3.0 ft	3.5 ft	8.0 ft		
C - Horizontal**	4.5 ft	5.0 ft	7.5 ft		

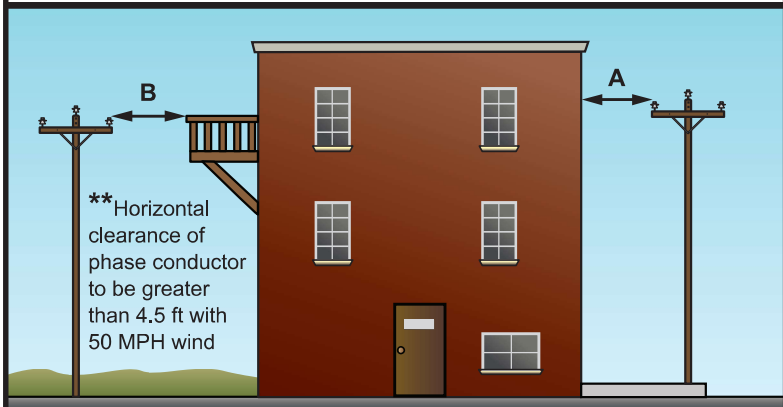
Vertical Clearance Over* Buildings NESC 234C



Roof	Neutral	TPX	7.2/12.5kV	14.4/25kV	19.9/35kV
Accessible**	10.5 ft	11.0 ft	13.5 ft		
Non-Accessible	3.0 ft	3.5 ft	12.5 ft		

*Largest vertical sag

Horizontal Clearance Adjacent to Buildings NESC 234C

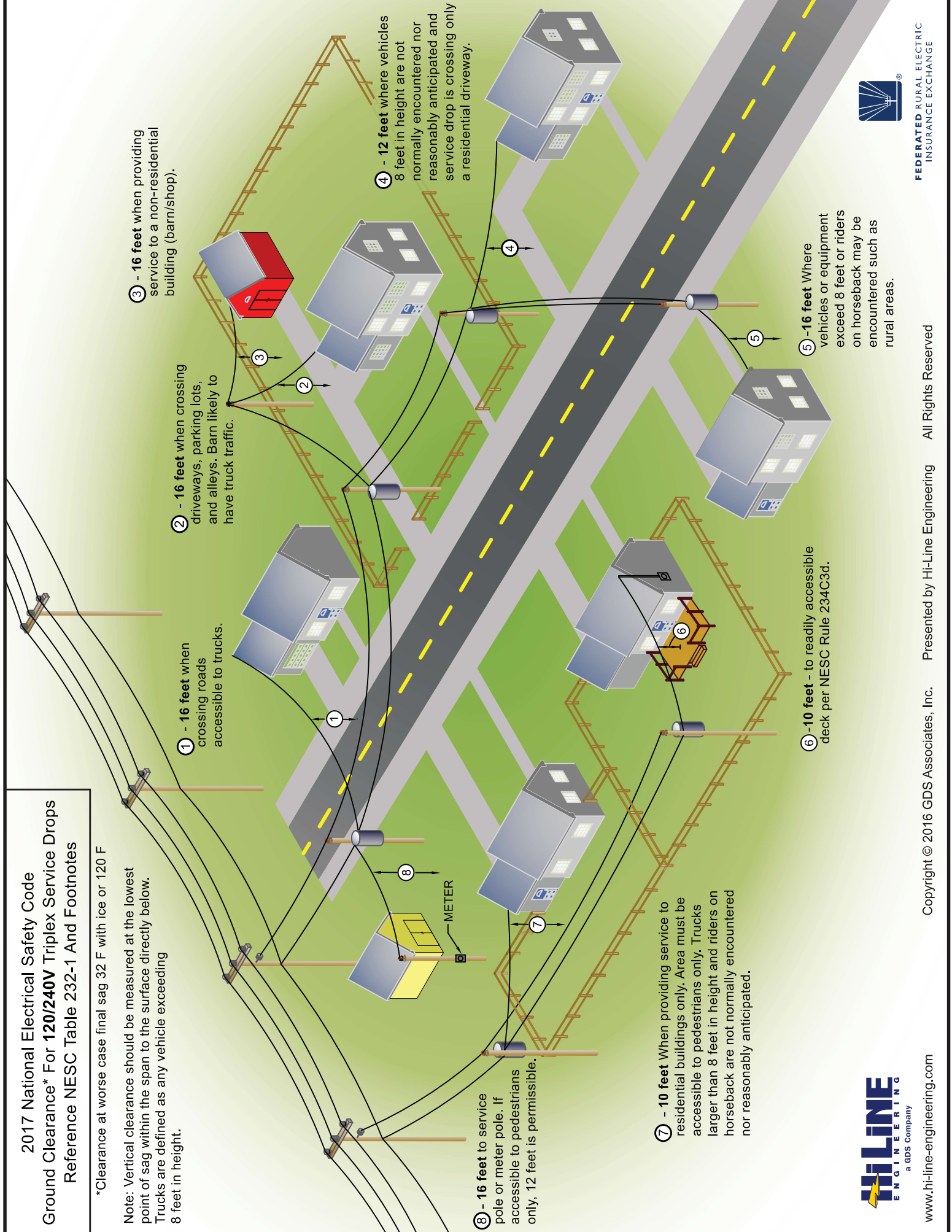


	Neutral	TPX	7.2/12.5kV	14.4/25kV	19.9/35kV
A-To Walls**	4.5 ft	5.0 ft	7.5 ft		
B - Accessible Areas**	4.5 ft	5.0 ft	7.5 ft		

2017 National Electrical Safety Code
 Ground Clearance* For 120/240V Triplex Service Drops
 Reference NEC Table 232-1 And Footnotes

*Clearance at worse case final sag 32 F with ice or 120 F

Note: Vertical clearance should be measured at the lowest point of sag within the span to the surface directly below. Trucks are defined as any vehicle exceeding 8 feet in height.



① - 16 feet when crossing roads accessible to trucks.

② - 16 feet when crossing driveways, parking lots, and alleys. Barn likely to have truck traffic.

③ - 16 feet when providing service to a non-residential building (barn/shop).

④ - 12 feet where vehicles 8 feet in height are not normally encountered nor reasonably anticipated and service drop is crossing only a residential driveway.

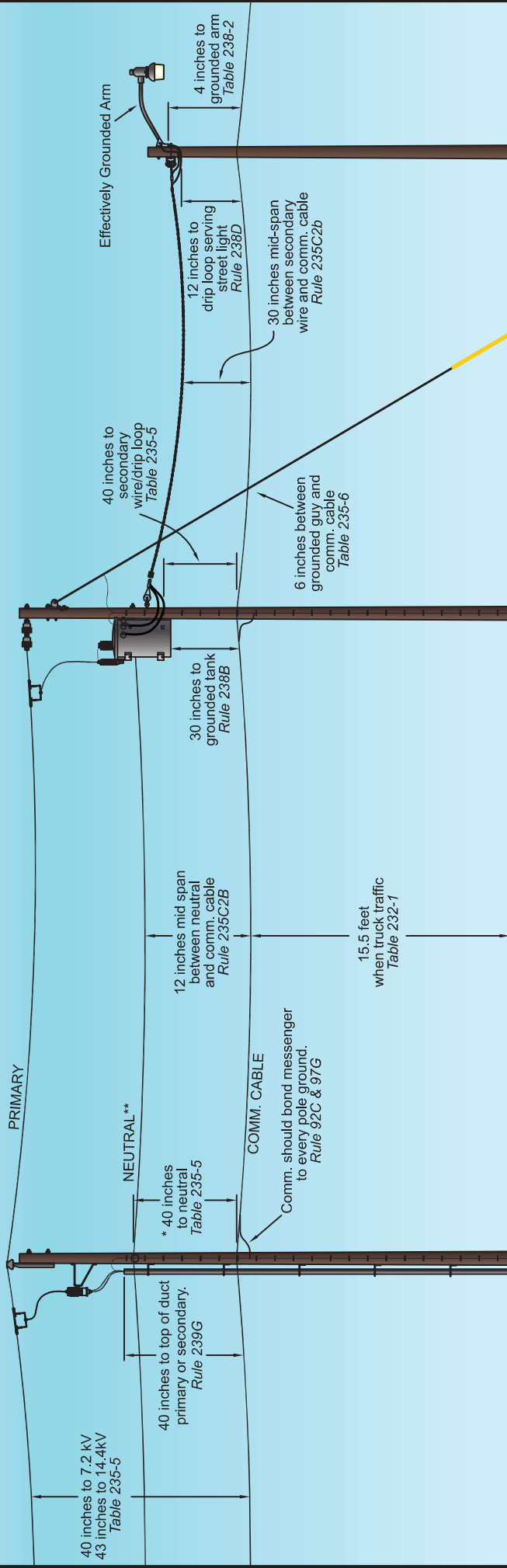
⑤ - 16 feet Where vehicles or equipment exceed 8 feet or riders on horseback may be encountered such as rural areas.

⑥ - 10 feet - to readily accessible deck per NESC Rule 234C3d.

⑦ - 10 feet When providing service to residential buildings only. Area must be accessible to pedestrians only. Trucks larger than 8 feet in height and riders on horseback are not normally encountered nor reasonably anticipated.

⑧ - 16 feet to service pole or meter pole. If accessible to pedestrians only, 12 feet is permissible.

Summary of NESC Clearances to Communication Cables - see NESC for details and exceptions



* 30 inches is allowed if the communication messenger is bonded to the neutral throughout the service area. *Table 235-5*

** Fiber Optic Cables in the supply space (*Rule 224A*) will have the same required clearance to communication cables in the communication space as a multi-grounded neutral (*Rule 235C*)

A communication worker safety zone is 40 inches of clearance between communication lines and supply lines/equipment per *Rule 235C4* & *238E*